

# *Product Guide*

## **HALLMARK “MODULAR” HOMES**

*Hallmark Homes, Inc.*

*P.O. Box 1810*

*100 Watchaug Lane*

*Charlestown, RI 02813*

*800-204-6873*

*Fax: 401-364-3435*

[www.Hallmarkmodularhomes.com](http://www.Hallmarkmodularhomes.com)

[hallmark@hallmarkmodularhomes.com](mailto:hallmark@hallmarkmodularhomes.com)



January 2016

## Table of Contents

Disclaimer .....	3
CertainTeed® Landmark™ Laminated Asphalt Shingles.....	4
Berger® Soffits, Fascia, and Accessories .....	5
CertainTeed® MainStreet™ Vinyl Siding.....	6
Ply Gem® Pro Series Single Hung Vinyl Windows.....	7
Ply Gem® Pro Series Double Hung Vinyl Windows.....	8
Ply Gem® Mira Premium Double Hung Windows .....	9
Ply Gem® Grille Patterns.....	10
Mid America® Shutters – 15” Raised or Louvered.....	11
ThermaTru® Fiberglass Entry Doors.....	12
Schlage® Exterior Door Lockset.....	13
Ply Gem® Pro Series Classic Sliding Glass Patio Door.....	14
HomeStyle® Bronze Exterior Light.....	15
Heister House® Interior Trim.....	16
Sherwin-Williams® Interior Wall Paint.....	18
Interior Doors.....	19
Dexter by Schlage® Interior Door Hardware .....	20
HomeStyle® Brushed Nickel Interior Light Package .....	21
HomeStyle® Bronze Interior Light Package.....	22
Armstrong® Rockville Vinyl Flooring .....	23
Congoleum® Diamond Series Vinyl Flooring .....	24
Congoleum® LuxFloor Series Vinyl Flooring .....	25
Nafco® by Tarkett Vista Collection Vinyl Flooring.....	26
Shaw® Macramé 25 oz. Carpet .....	27
Shaw® Go Softly 35 oz. Carpet .....	28
Shaw® Martinet 40 oz. Carpet .....	29
Shaw® That’s Awesome 25 oz. Berber Carpet.....	30
Shaw® Pure Waters 29 oz. Berber Carpet.....	31
Merillat® Classic Cabinetry.....	32
Formica® Laminate Kitchen Countertops.....	33
Countertop Edge Profiles .....	34
Kerrico® Marble Vanity Tops with Integrated Bowls .....	35
Kerrico® Granite Style Marble Vanity Tops with Porcelain Drop-in Bowls.....	36
Aker® Tubs and Showers.....	37
Mansfield® Toilets.....	39
Peerless® Chrome Faucet Package.....	40
Delta® Leland Chrome Faucet Package.....	41
Delta® Leland Brilliance Stainless Faucet Package .....	42
Delta® Leland Venetian Bronze Faucet Package.....	43
Revere® Stainless Steel Kitchen Sink .....	44
Moen® Kitchen Sinks.....	45
Kohler® Apron Sinks .....	46
Heatilator® Gas and Wood Burning Fireplaces.....	47
Stoneweaver® Fireplace Surrounds.....	48
Wood Mantels and Surrounds .....	51
Product Manufacturers.....	53

## Disclaimer

- Colors contained in this guide may vary from the actual colors of the product.
- Products may change at any time, with or without notice, depending on availability from the manufacturer and/or vendor or Manufacturer's decision to switch to a different product, see below.

Hallmark Modular Homes reserves the right to substitute any products, parts and/or materials with goods of similar or greater value.

### **Reminder to Buyer / Builders:**

Hallmark Modular Homes manufactures its homes to meet rigid specifications, including the BOCA, CABO and the standard state building codes when applicable. Although we design our products to meet most local building codes, due to circumstances beyond our control we cannot guarantee that we meet all local code requirements. For specifics, the builder should refer to his local building inspector and to Hallmark Modular Homes complete specifications.

**\*\*It is the builder's responsibility to inform Hallmark Modular Homes in writing of any special requirements needed in their local area.**

**Notice:** This Product Guide discloses our material Vendors/Manufacturers and their products. Products are subject to change or substitution based on what is available at the actual time you order your home. In the production of our homes we use different grades of their products depending on which specification level you choose. You may of course make your own choices regardless of specifications at an appropriate adjustment to the price. We do understand that these Vendors offer many other products and we have given you links to their web sites so that you can browse other options. HOWEVER in the production of our modular products we use only those products that are readily available through the distribution network (Suppliers) authorized by the Vendors to sell their products. Other products, though available from the Vendor, may take extended lead times and custom pricing. If you choose to use a product not listed in our guide we suggest that you delete that item from the modular order and obtain the product through your local sources and install same in your home once delivered. Often products listed by Vendors are no longer available or the lead times are longer than the normal "construction" time of your home. Also, local Suppliers representing a particular Vendor may not carry the Vendor's entire product line. As stated above, special order items may delay your house, cost more and not have the same warranty as the standard available products. Thank you for your valuable consideration. We are here to make your modular purchasing experience with Hallmark as professional and rewarding as possible.


Hallmark



### CertainTeed® Landmark™ Laminated Asphalt Shingles

www.certainteed.com

#### Standard Colors:



**Charcoal Black**



**Cobblestone Gray**



**Granite Gray**



**Heather Blend**



**Weathered Wood**

#### Optional Upgrade Colors:



**Atlantic Blue**



**Birchwood**



**Burnt Sienna**



**Colonial Slate**



**Cottage Red**



**Driftwood**



**Georgetown Gray**



**Hunter Green**



**Moire Black**



**Pewterwood**



**Resawn Shake**



**Silver Birch**

## Berger® Soffits, Fascia, and Accessories




www.bergerbp.com

### Standard Color:




White


### Color Group #1 (available at an additional charge):



Desert Tan



Natural Clay



Sandstone Beige

### Color Group #2 (available at an additional charge):



Almond



Black



Bone Linen



Dark Bronze/  
Sable Brown



Grecian Green



Pearl Gray



Pebblestone Clay



Royal Brown




Terra Bronze



Tuxedo Gray


### Color Group #3 (available at an additional charge):




Granite Gray




Heritage Cream



Light Maple



Musket Brown



Savannah Wicker



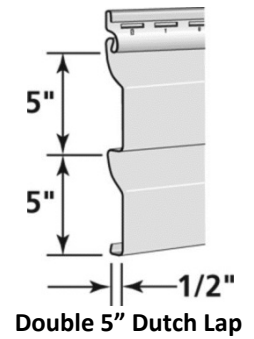
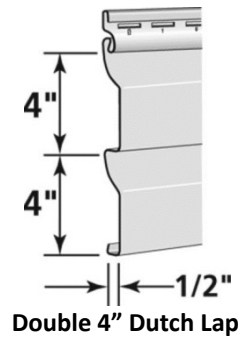
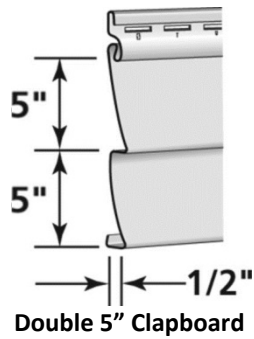
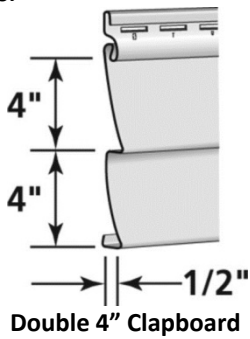
Sterling Gray




www.certainteed.com

### CertainTeed® MainStreet™ Vinyl Siding

**Styles:**




**Standard Colors:**



Autumn Yellow



Buckskin



Colonial White



Cypress



Desert Tan



Granite Gray



Heritage Cream



Light Maple



Natural Clay



Oxford Blue



Sandpiper



Sandstone Beige



Savannah Wicker



Seagrass



Silver Ash



Snow



Sterling Gray



Suede

**Optional Upgrade Colors:**



Autumn Red



Charcoal Gray



Flagstone



Forest



Hearthstone



Spruce

## **Ply Gem® Pro Series Single Hung Vinyl Windows**


Available Option



### **Standard Features:**

- Classic brick mould profile provides an authentic sculptured appearance that matches traditional exterior millwork
- Interior and exterior accessory grooves allow for easy accessory application
- Bottom sash tilts in and removes for safe and easy cleaning of exterior glass
- Weather-tight dual action sash lock provides security while sealing out the weather and sealing in your comfort
- Energy-efficient Warm Edge insulating glass for enhanced energy performance
- Low-profile sill nosing resembles a traditional wood window
- Integral nailing fin with fusion welded corners for simple and accurate installation
- Maintenance-free multi-chambered PVC construction with fusion welded corners for durability, weather-tight performance and beauty
- Robust interlock satisfies forced entry requirements and improves structural performance
- Integral 11/16" siding pocket with undersill trim leg allows for simple and secure siding installation
- DP 50 certified
- 20-year glass warranty

### **Standard Color:**



White

### **Optional Upgrade Color:**



Beige

**Note:** Grilles available at an additional charge.



## **Ply Gem® Pro Series Double Hung Vinyl Windows**


**Standard Item**



### **Standard Features:**

- Classic brick mould profile provides an authentic sculptured appearance that matches traditional exterior millwork
- Interior and exterior accessory grooves allow for easy accessory application
- Both sash tilt in and remove for safe and easy cleaning of exterior glass
- Weather-tight dual action sash lock provides security while sealing out the weather and sealing in your comfort
- Energy-efficient Warm Edge insulating glass for enhanced energy performance
- Low-profile sill nosing resembles a traditional wood window
- Integral nailing fin with fusion welded corners for simple and accurate installation
- Maintenance-free multi-chambered PVC construction with fusion-welded corners for durability, weather-tight performance and beauty
- Robust interlock satisfies forced entry requirements and improves structural performance
- Integral 11/16" siding pocket with undersill trim leg allows for simple and secure siding installation
- 20-year glass warranty

### **Standard Color:**



**White**

### **Optional Upgrade Color:**



**Beige**

**Note:** Grilles available at an additional charge.



## Ply Gem® Mira Premium Double Hung Windows

Available Option



### Standard Features:

- Tilt-in sash design for easy cleaning from the safety of inside your home
- Sash interlock provides superior structural performance
- Stepped jambliner design for superior structural performance while maximizing available daylight opening
- Three-piece jambliner allows for different interior and exterior jambliner colors
- 6/4 sash construction for historically accurate wood window look
- 4 9/16" jambs made of clear wood eliminate extensive drywall work
- Sash and interior made with select clear wood; ready for paint or stain to match any interior décor (also available in prefinished white)
- Integral face groove allows for easy mulling and exterior accessory application
- Pre-punched nailing fin for simple installation
- AAMA 2604 paint finish provides superior resistance to chalking and fading
- Energy-efficient Warm Edge insulating HP glass reduces energy costs while reducing fabric fading
- Vacuum-treated, solid wood components resist damage from water and fungus
- Durable extruded aluminum cladding on all exterior frame surfaces resists dings and dents while providing structural integrity
- DP 50 certified
- 20-year warranty

### Exterior Colors:



### Interior Colors:



**Note:** Grilles available at an additional charge.



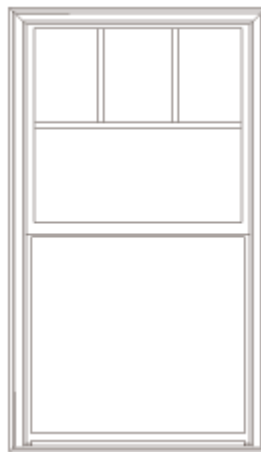
### **Ply Gem® Grille Patterns** *Available Option*




**Colonial**




**Half Colonial**




**Plaza**



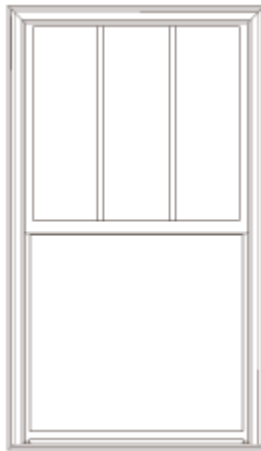
**Prairie**



**Perimeter Prairie**



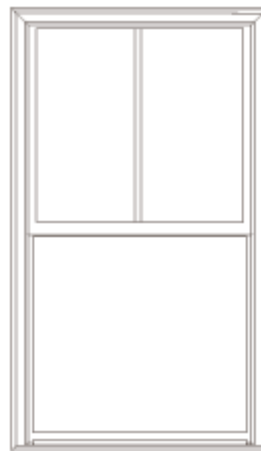
**Three over Three**



**Three over One**



**Two over Two**



**Two over One**

**Note:** Grilles available at an additional charge.

## Mid America® Shutters – 15” Raised or Louvered



www.midamericaworldwide.com



**Raised Panel**  
**Standard Item**



**Louvered**  
**Available Option**



**Black**



**Bordeaux**



**Bright White**



**Burgundy**



**Classic Blue**



**Clay**



**Federal Brown**



**Forest Green**



**Midnight Blue**



**Midnight Green**



**Musket Brown**



**Paintable**



Tuxedo Gray

Wedgewood Blue

White

Wicker

Wineberry



www.thermatru.com

### ThermaTru® Fiberglass Entry Doors



**S210 - 6-Panel Front Door**  
*Available Option*



**S255 - Sunburst Front Door**  
**Standard Item**



**S206 - 1/2-Lite Rear Door**  
**Standard Item**



**S210SL**  
**Half-Lite**  
**Sidelite**



**S263SL**  
**3-Lite**  
**Sidelite**



**S308SL**  
**5-Lite**  
**Sidelite**



**S100SL**  
**Full-Lite**  
**Sidelite**

*Available Options*

**Note:** Doors are 36" white insulated fiberglass with composite jambs and vinyl brickmould complete with Endura sill and metal bracing.



### Schlage® Exterior Door Lockset



Satin Nickel Flair Lever (Inside and Out)  
**Standard Item**



Satin Nickel Deadbolt  
**Standard Item**



Aged Bronze Flair Lever (Inside and Out)



Aged Bronze Deadbolt

*Available Option*




Satin Nickel Handleset (Outside shown)  
*Available Option*

**Note:** Door hardware including hinges will match unless otherwise noted. Exterior doors are keyed alike.

## **Ply Gem® Pro Series Classic Sliding Glass Patio Door**


**Standard Item (Per Plan)**



### **Standard Features:**


- Maintenance-free multi-chambered PVC construction with full-welded corner
- DP 50 structural rating out-of-the-box
- Self-centering interlock satisfies forced entry requirements
- Full-perimeter weatherstripping for a tight and consistent seal
- Energy-efficient Warm Edge insulating tempered glass for enhanced energy performance
- Simple roller adjustment access through end panel
- Integral nailing fin with welded corners for simple and accurate installation
- Interior accessory groove for drywall return and extension jamb application
- Unique design allows for simple field reversibility before installation
- Exterior accessory grooves allow for easy accessory application such as brickmould and mulling application
- Aluminum threshold and sill track
- 20-year glass warranty

### **Standard Color:**



White

### **Optional Upgrade Color:**



Beige

**HomeStyle® Bronze Exterior Light**  
**Standard Item**



www.homestyle-ltg.com




**Features:**

- Dimensions: 6" wide x 14-1/4" high x 8" deep
- Clear glass panels
- Aluminum construction
- UL/CUL wet location listed
- 100 watts max
- Bronze finish
- Also available in black (as an upcharge)



www.hhmillworks.com

## Heister House® Interior Trim



**HH623 Colonial Base Moulding – 3-1/2”**  
**Standard Item – “Base Specs”**



**HH163E Colonial Base Moulding – 5-1/4”**  
**Standard Item – “Premier Specs”**



**HH366 Colonial Casing – 2-1/4”**  
**Standard Item – “Base Specs”**



**HH446 Colonial Casing – 3-1/4”**  
**Standard Item – “Premier Specs”**



**HH49 Crown Moulding – 3-5/8”**  
**Standard Item**

**Note:** All trim comes standard in prefinished white.





www.hhmillworks.com

## Heister House® Interior Trim (cont)



**3-1/2" Colonial Base Moulding (#HH623)**  
**Standard Item – "Base Specs"**



**5-1/4" Colonial Base Moulding**  
**Standard Item – "Premier Specs"**




**3-5/8" Crown Moulding (#HH49)**  
**Standard Item – "Base Specs"**



**Picture Frame Window Sill**  
*Available Option*



**Window Stool**  
**Standard Item**



**2-1/4" Colonial Casing (#HH366)**  
**Standard Item – "Base Specs"**



**3-1/4" Colonial Casing**  
**Standard Item – "Premier Specs"**

**Note:** All trim comes standard in prefinished white.



www.sherwin-williams.com

## **Sherwin-Williams® Interior Wall Paint**

**White Walls with White Ceilings (No Crown Moulding)**  
*Available Option*




**Warm Beige Walls with White Ceilings (3-5/8" Crown Moulding)**  
*Available Option*



**Closet Interiors Painted White**  
**(Walk-In Closets Painted Warm Beige Available Option)**

**Note:** Pictures show 6-panel doors, which are available as an option.

## Interior Doors



**6-Panel Hollow Core 6'-8" Door**  
w/ Woodgrain Finish  
*Available Option*



**2-Panel Cathedral Hollow Core 6'-8" Door**  
w/ Smooth Finish  
**Standard Item**



**2-Panel Archtop Hollow Core 6'-8" Door**  
w/ Grooves and Smooth Finish  
*Available Option*

**Note:** All doors come standard in white finish.



www.schlage.com

**Dexter by Schlage® Interior Door Hardware**



Satin Nickel Flair Lever (Both Sides) w/ Privacy Lock



Satin Nickel Flair Lever (Both Sides)

**Standard Item**



Aged Bronze Flair Lever (Both Sides) w/ Privacy Lock



Aged Bronze Flair Lever (Both Sides)

*Available Option*



Aged Bronze Egg-Shaped Knob (Both Sides) w/ Privacy Lock



Aged Bronze Egg-Shaped Knob (Both Sides)

*Available Option*

**Note:** Privacy lock standard on bathrooms and master bedrooms only.

## HomeStyle® Brushed Nickel Interior Light Package

Standard Item



www.homestyle-ltg.com



13" Kitchen Light (11" Bedroom Light Available)



Dining Room Chandelier



Mini Pendant Light (at Peninsula/Island Per Plan)



Hall/Utility/Walk-in-Closet Light



Nook Light



Vanity Light



www.homestyle-ltg.com

### HomeStyle® Bronze Interior Light Package

Available Option



13" Kitchen Light (11" Bedroom Light Available)



Dining Room Chandelier



Mini Pendant Light (at Peninsula/Island Per Plan)



Hall/Utility/Walk-in-Closet Light



Nook Light



Vanity Light



www.armstrong.com

### Armstrong® Rockville Vinyl Flooring

Standard Item if flooring package is included – see order documents



**Antique Noce**  
(91135)



**Berlin Brown**  
(91190)



**Burnished Brown**  
(91181)



**Champagne**  
(91140)



**Chimney Ash**  
(91184)



**Deep Taupe**  
(91182)



**Desert Cream**  
(91180)



**Driftwood**  
(91191)



**Olive Bluff**  
(91141)



**Stonehenge**  
(91150)



**Umber**  
(91160)

**Note:** Available in 14'-0" width only.



www.congoleum.com

### Congoleum® Diamond Series Vinyl Flooring

Available Option



9246



9330




9341



9342



9420



9451



9504

**Note:** Available in 14'-0" and 16'-0" widths.



## Congoleum® LuxFloor Series Vinyl Flooring

Available Option



**Antique Bronze  
(LX151)**



**Earthen Beige  
(LX241)**



**Honeytone  
(LX150)**



**Intersection  
(LX265)**



**Pacific Crest Trail  
(LX270)**

**Note:** Available in up to 14'-0" and 16'-0" widths.



www.nafco.com

### **Nafco® by Tarkett Vista Collection Vinyl Flooring**

*Available Option*



**Ashe Stone**



**Baltic**



**Chalk**



**Smoked Pearl**



**Steel**



**Teton**



**Weathered Ridge**

**Note:** Requires 3/4" subfloor or 1/4" luan underlayment.



**Shaw® Macramé 25 oz. Carpet**

Standard Item if flooring package is included – see order documents



**Angora  
(00100)**



**Brindle  
(00300)**




**Cloudburst  
(00502)**



**Coconut Shell  
(00704)**




**Hickory Bark  
(00703)**



**Peat  
(00706)**



**Pumice Stone  
(00500)**



**Rainy Day  
(00501)**




**Sesame  
(00102)**



**Spicewood  
(00600)**



**Tahoe  
(00701)**



**Truffle  
(00705)**



www.shawfloors.com

**Shaw® Go Softly 35 oz. Carpet**

*Available Option*



**Iced Coffee  
(00723)**



**Kodiak Bear  
(00710)**



**Natural Wood  
(00701)**



**Pueblo  
(00740)**



**Riverbank  
(00770)**



**Travertine  
(00702)**



**Twig  
(00730)**



**Warm Oatmeal  
(00722)**



**Wheat  
(00250)**

**Shaw® Martinet 40 oz. Carpet**

Available Option



*Image Coming Soon*

**Canvas  
(00103)**



**Chamois  
(00200)**



**Cold Water  
(00500)**



**Dunes  
(00102)**

*Image Coming Soon*

**Mushroom  
(00702)**

*Image Coming Soon*

**Natural Wood  
(00700)**



**Sea Salt  
(00501)**



**Townhouse  
(00701)**



**Winter White  
(00100)**

**Note:** Available in 12'-0" width only.



www.shawfloors.com

### **Shaw® That's Awesome 25 oz. Berber Carpet**

*Available Option*



**Concrete  
(00530)**



**Flax Seed  
(00130)**



**Pebble Path  
(00730)**



**Sandy Brown  
(00733)**

### Shaw® Pure Waters 29 oz. Berber Carpet


Available Option



**Calm Ivory  
(00100)**



**Charred Wood  
(00702)**



**Cherry Grove  
(00800)**



**Clam Shell  
(00102)**



**Clear Pool  
(00400)**



**Crumb Cake  
(00700)**



**Moonlight Path  
(00201)**



**Pebble Path  
(00701)**



**Sapphire Shimmer  
(00401)**



**Secret Garden  
(00301)**



**Shitake  
(00101)**



**Sisal Weave  
(00200)**



**Thunder Cloud  
(00500)**



**Timeless Neutral  
(00103)**



**Tweed  
(00300)**



## Merillat® Classic Cabinetry

### Spring Valley Oak Square Standard Item – “Base Specs”



Amaretto



Kona



Natural



Pecan

### Seneca Ridge Maple Arch Standard Item – “Premier Specs”




Chiffon  
(Additional charge applies)



Cotton  
(Additional charge applies)



Dusk



Hazelnut



Kona



Natural



Pecan



Sable



Sedona



Toffee

**Note:** Other optional Merillat colors, finishes, and door styles are available. See [www.merillat.com](http://www.merillat.com) for additional Classic Series offerings.




## Formica® Laminate Kitchen Countertops

### Standard Item




**Autumn Indian Slate**  
3687-58



**Basalt Slate**  
3690-58



**Butterum Granite**  
7732-58



**Flint Crystall**  
3518-58



**Jamocho Granite**  
7734-58




**Labrador Granite**  
3692-58



**Lime Stone**  
7264-58



**Madras Indian Slate**  
3688-58




**Natural Canvas**  
7022-58



**Perlato Granite**  
3522-58



**Portico Marble**  
7735-58



**Sail White Oxide**  
0300-58



**Sand Crystall**  
3517-58



**Travertine**  
3526-58



**Tuscan Marble**  
7736-58



**Ubatuba Granite**  
7733-58

### Countertop Edge Profiles



**Profile 100 – Square Edge**

**Standard Item**




**Profile 211 – Bevel Edge w/ Corian Inlay**  
*(See available Corian inlay colors below)*  
Available Option



**Profile 211 – Bevel Edge w/ Wood Inlay**  
*(See available wood inlay species below)*  
Available Option



**Profile 433 – Ogee Edge w/ Corian Inlay**  
*(See available Corian inlay colors below)*  
Available Option



**Profile 433 – Ogee Edge w/ Wood Inlay**  
*(See available wood inlay species below)*  
Available Option



**Profile 677 – Bevel Edge**  
*(Note: Not available with radius edge)*  
Available Option

**Available Corian inlay colors:**



**Aurora**



**White**

**Available woods:**




**Cherry**



**Maple**



**Oak**



**Crescent Edge**  
*(Note: Available in Wilsonart only)*  
Available Option

### Kerrico® Marble Vanity Tops with Integrated Bowls

#### Standard Item "Base Secs"



Almond/White



Biscuit/White



Bone/White



Dresden Blue/White



Dusty Rose/White



Fawn Beige/White



Ice Grey/White



Innocent Blush/White



Lavender/White



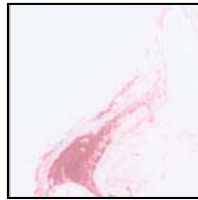
Mush/Mush



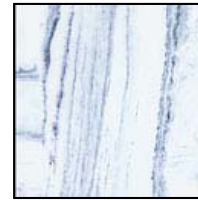
Pale Grey/White



Peach Blossom/White



Pink Champagne/White



Rhapsody Blue/White



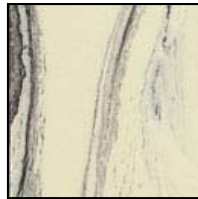
Sandbar/White



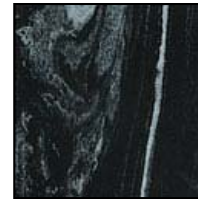
Seafoam/White



Skylight Blue/White



Walnut/Bone



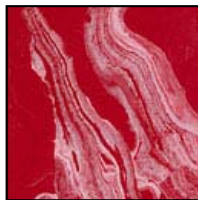
White/Black



White/Bone



White/Lavender



White/Red



White/Timberline



White/White



www.kerricocorp.com


## **Kerrico® Granite Style Marble Vanity Tops with Porcelain Drop-in Bowls**

**Standard Item "Premier Secs"**

*(Note: Also available with molded bowl at an additional charge)*



**Aggregate Granite**



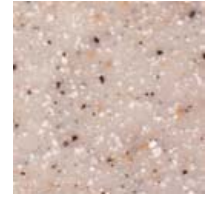
**Aztec Granite**



**Blue Granite**



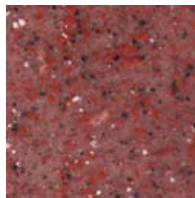
**Bone Granite**




**Brown Granite**



**Buckwheat Granite**



**Burgundy Granite**



**Chestnut Granite**



**Cloud Granite**



**Coal Granite**



**Dark Gray Granite**



**Ecru Granite**




**English Brown Granite**




**Fashion Gray Granite**



**Granite Granite**



**Light Gray Granite**



**Linen Granite**



**Mocha Granite**



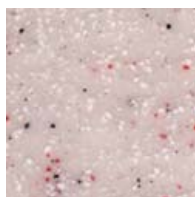
**Morning Dew Granite**



**Oatmeal Granite**



**Pistachio Granite**




**Rose Granite**




**Sand Granite**



**Sea Shell Granite**



**Starry Night Granite**



**Steel Grey Granite**



**Terra Cotta Granite**



www.akerbymaax.com

## Aker® Tubs and Showers

### Standard Item



**S-36: 36" Shower Unit**

**Features:**

- Dimensions: 36" x 36" x 72"
- One-piece gelcoated fiberglass shower with optional roofcap
- Built-in corner shelves
- Center drain
- Textured floor



**S-48: 48" Shower Unit**

**Features:**

- Dimensions: 48" x 36" x 75"
- One-piece gelcoated fiberglass shower with optional roofcap
- Built-in corner shelves
- Twin seats
- Center drain
- Textured floor



**S-60: 60" Shower Unit**

**Features:**

- Dimensions: 60" x 35-1/2" x 74-1/2"
- One-piece gelcoated fiberglass shower with optional roofcap
- Built-in corner shelves
- Twin seats
- Center drain
- Textured floor




**CM-60: 60" Tub/Shower Unit**


**Features:**

- Dimension: 60" x 31-1/2" x 72"
- One-piece gelcoated fiberglass tub-shower
- Built-in back wall shelves with integrated soap dish
- Right or left-hand drain
- Standard clear acrylic bar with optional metallic finish
- Textured floor
- 36 US gallon capacity

**Colors:**



**Bone**



**White**

Page intentionally left blank for future use.

*Page intentionally left blank for future use.*



www.mansfieldplumbing.com

**Mansfield® Toilets**  
**Standard Item**




**Alto™ Model 135 Bowl and Model 173 Tank**


**Features:**

- 1.6 Gpf / 6.0 Lpf
- Elongated front
- Anti-siphon ballcock
- 14-3/4" high bowl
- Three-point cushioned tank-to-bowl connection assures perfect tank alignment and leak proof connections. Can't be rocked loose...saves installation time.
- Available in white or bone.
- Color-matched trip lever, pilot valve and 2" flapper.
- The Mansfield limited lifetime warranty.

**Colors:**



**White**



**Bone**

**Peerless® Chrome Faucet Package**

Available Option



www.peerlessfaucet.com



**Two Handle Kitchen Faucet w/ Separate Spray**



**Single Handle Lavatory Faucet**



**Single Lever Handle Tub & Shower Faucet Trim Kit**



**Single Handle Shower Only Faucet Trim Kit**



**Roman Tub Faucet**





**Delta® Leland Chrome Faucet Package**

**Standard Item**



**Single Handle Pull-Down Kitchen Faucet**



**Two Handle Centerset Lavatory Faucet**



**Monitor® 14 Series Tub and Shower Trim Kit**



**Monitor® 14 Series Shower Trim Kit**



**Roman Tub Faucet Trim Kit**



**Two-in-One Handshower**

### Delta® Leland Brilliance Stainless Faucet Package

Available Option



see what Delta can do™  
www.deltafaucet.com



**Kitchen Single Handle Pull Down Faucet**  
(Shown with soap dispenser – available at additional cost)



**Two Handle Centerset Lavatory Faucet**



**Monitor® 14 Series Tub and Shower Trim Kit**



**Monitor® 14 Series Shower Trim Kit**



**Roman Tub Faucet Trim Kit**



**Two-in-One Handshower**



**Delta® Leland Venetian Bronze Faucet Package**

*Available Option*



**Kitchen Single Handle Pull Down Faucet**



**Two Handle Centerset Lavatory Faucet**



**Monitor® 14 Series Tub and Shower Trim Kit**



**Monitor® 14 Series Shower Trim Kit**



**Roman Tub Faucet Trim Kit**



**Two-in-One Handshower**

**REVERE**<sup>®</sup>  
The Rock Solid Choice™  
[www.reveresink.com](http://www.reveresink.com)

## **Revere<sup>®</sup> Stainless Steel Kitchen Sink**



**Stainless Steel Double Bowl Drop in Sink**

33" x 22" x 8"

**Standard Item**



**Stainless Steel Single Bowl Drop in Sink**

25" x 22" x 8"

*Available Option*



## **Moen® Kitchen Sinks**



**Stainless Steel 20-Gauge Single Bowl Drop in Sink**

Bowl Size: 12" x 10" x 5-1/2"

*Available Option*



**G20210 Stainless Steel 20-Gauge Double Bowl Undermount Sink**

Overall Size: 31-1/4" x 18" x 7-1/2"

Bowl Size: 14" x 16" x 7-1/2" (each)

*Available Option*

## **Kohler® Apron Sinks**

THE BOLD LOOK  
OF **KOHLER**®  
www.kohler.com



**Vault™ K-3639-NA**  
29-1/2" x 21-1/4" x 9-5/16"  
Stainless Steel Under-Mount Single-Bowl  
*Available Option*



**Whitehaven® K-5827-0**  
32-11/16" x 21-9/16" x 9-5/8"  
Self-Trimming Under-Mount Single-Bowl  
*Available Option*



www.heatilator.com

## **Heatilator® Gas and Wood Burning Fireplaces**

*Available Option*

*(All fireplaces shown with optional wood mantel and surround)*



**Novus™ Gas Fireplace**

Available in 30", 33", 36" or 42" widths



**Accelerator™ Wood Fireplace**

Available in 36" and 42" widths



**Cultured Marble Surround with Hearth**

*(Shown in Pale Grey/White color with optional wood mantel and surround)*

**Note:** Hearths, mantels, and surrounds shown above may not be available from Icon Legacy. Please see the following pages for

available options.

### Stoneweaver® Fireplace Surrounds

Available Option



**Carnoustie Fieldstone**



**Carnoustie Fieldstone w/ Raised Hearth**



**Pennsylvania Fieldstone**



**Pennsylvania Fieldstone w/ Raised Hearth**



**Sedona Fieldstone**



**Sedona Fieldstone w/ Raised Hearth**



**West Chester Fieldstone**





## **Stoneweaver® Fireplace Surrounds (cont)**

*Available Option*



**Carnoustie Drystack**



**Carnoustie Drystack w/ Raised Hearth**



**Pennsylvania Drystack**



**Pennsylvania Drystack w/ Raised Hearth**



**Pennsylvania Drystack w/ Upper Section**

### Stoneweaver® Fireplace Surrounds (cont)

Available Option



**Brick and Wood**



**Brick and Wood w/ Raised Hearth**



**Tile and Wood**




**Tile and Wood w/ Raised Hearth**



www.hhmillworks.com

## Wood Mantels and Surrounds

Available Option



**Washington**  
 Shelf Depth (F) 7 ½"  
 Leg & Shelf (Y) 12 ¼"  
 Leg Width (X) 6 ¼"  
 Shelf Overhang (H) 6"  
 Breast Height (Z) 13"

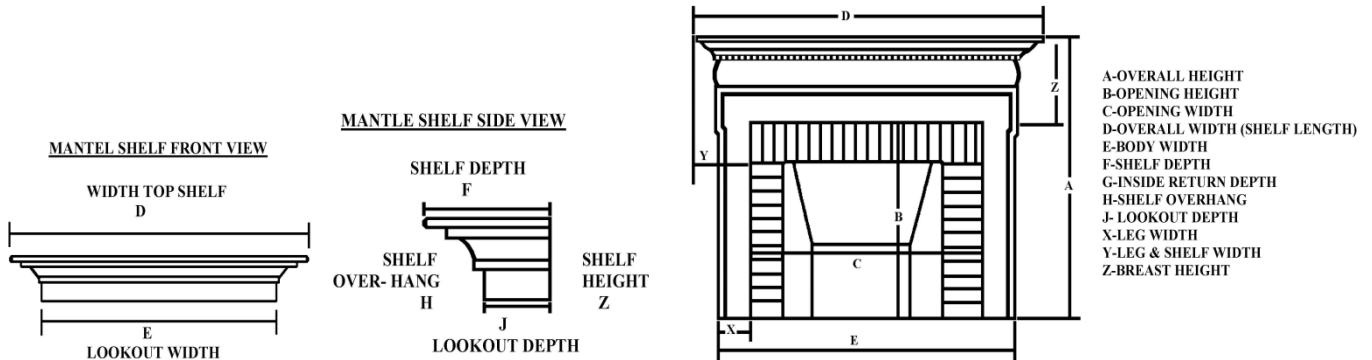


**Johnson**  
 Shelf Overhang (H) 3 ½"  
 Shelf Height (Z) 5"  
 Shelf Depth (F) 7 ¾"  
 Lookout Depth (J) 4 ¼"



**Lincoln**  
 Shelf Overhang (H) 4 ¼"  
 Shelf Height (Z) 5"  
 Shelf Depth (F) 7 ½"  
 Lookout Depth (J) 3 ¼"

### Mantel Design Specifications and Terminology



*Page intentionally left blank for future use.*

## Product Manufacturers



**Aker® by Maax Bathware**  
[www.akerbymaax.com](http://www.akerbymaax.com)



**Berger® Soffits, Fascia, and Accessories**  
[www.bergerbuildingproducts.com](http://www.bergerbuildingproducts.com)



**Congoleum® Vinyl Flooring**  
[www.congoleum.com](http://www.congoleum.com)



**Heatilator® Fireplaces**  
[www.heatilator.com](http://www.heatilator.com)



**Kerrico® Marble Vanity Tops**  
[www.kerricocorp.com](http://www.kerricocorp.com)



**Mid America® Shutters**  
[www.midamericaworldwide.com](http://www.midamericaworldwide.com)



**Nafco® by Tarkett Vinyl Flooring**  
[www.nafco.com](http://www.nafco.com)



**Revere® Sinks**  
[www.reveresink.com](http://www.reveresink.com)



**Shaw® Carpet**  
[www.shawfloors.com](http://www.shawfloors.com)



**Andersen® Windows and Doors**  
[www.andersenwindows.com](http://www.andersenwindows.com)



**Broan® Bath and Vantilation Fans**  
[www.broan.com](http://www.broan.com)



see what Delta can do  
**Delta® Faucets**  
[www.deltafaucet.com](http://www.deltafaucet.com)



**Heister House® Interior Trim**  
[www.hhmillworks.com](http://www.hhmillworks.com)



**Kohler Kitchen Sinks**  
[www.kohler.com](http://www.kohler.com)



We are America's Cabinetmaker™  
**Merillat® Cabinetry**  
[www.merillat.com](http://www.merillat.com)



**Peerless® Faucets**  
[www.peerlessfaucet.com](http://www.peerlessfaucet.com)



The new degree of comfort™  
**Rheem® Heating and Cooling Products**  
[www.rheem.com](http://www.rheem.com)



**Sherwin-Williams® Interior Paint**  
[www.sherwin-williams.com](http://www.sherwin-williams.com)



**Armstrong® Vinyl Flooring**  
[www.armstrong.com](http://www.armstrong.com)



**CertainTeed® Shingles and Vinyl Siding**  
[www.certainteed.com](http://www.certainteed.com)



**Formica® Laminate Countertops**  
[www.formica.com](http://www.formica.com)



**HomeStyle® Lighting**  
[www.homestyle-ltg.com](http://www.homestyle-ltg.com)



**Mansfield® Plumbing**  
[www.mansfieldplumbing.com](http://www.mansfieldplumbing.com)



Buy it for looks. Buy it for life!®  
**Moen® Sinks**  
[www.moen.com](http://www.moen.com)



**Ply Gem® Vinyl Windows and Doors**  
[www.plygemwindows.com](http://www.plygemwindows.com)



**Schlage® Door Hardware**  
[www.schlage.com](http://www.schlage.com)



**Therma-Tru Entry Doors**  
[www.thermatru.com](http://www.thermatru.com)